



GMT: **M NAGARAJAN**

Location: **INDIA**

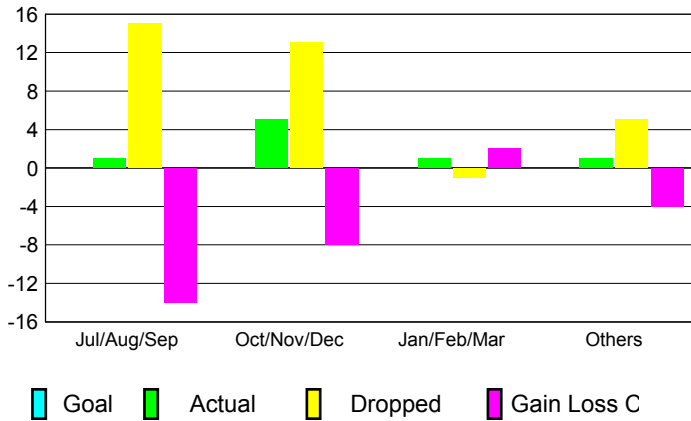
GMT CA: **6**

CLUBS

| Month | New Club Goal | Actual New Clubs | Actual Dropped Clubs | Gain/Loss of Clubs |
|------------------|---------------|------------------|----------------------|--------------------|
| 2012-2013 | | | | |
| Jul/Aug/Sep | | 1 | 15 | -14 |
| Oct/Nov/Dec | | 5 | 13 | -8 |
| Jan/Feb/Mar | | 1 | -1 | 2 |
| Apr/May/Jun | | 1 | 5 | -4 |
| Totals | | 8 | 32 | -24 |

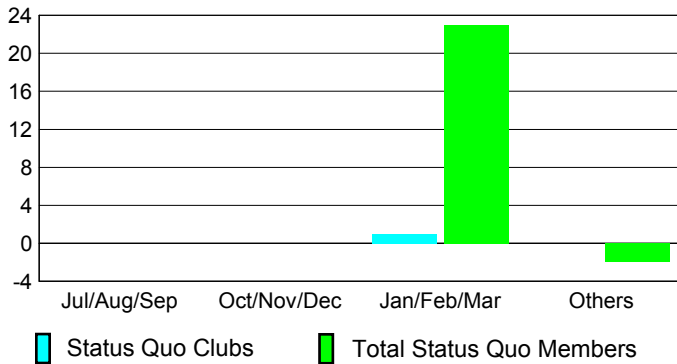
Club Results 2012-2013

Goal, New, Dropped, Gain/Loss

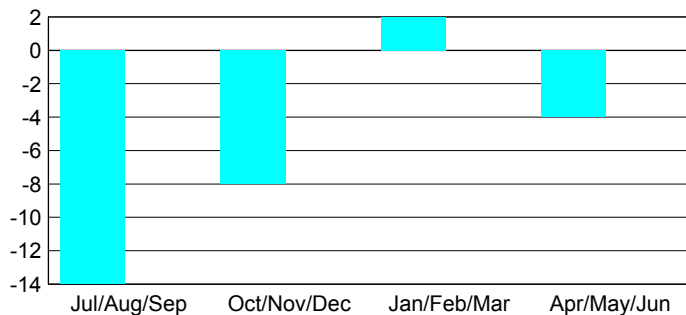


YTD Status Quo Clubs 2012-2013

Status Quo Clubs Compared to Status Quo Members



Club Gain/Loss 2012-2013

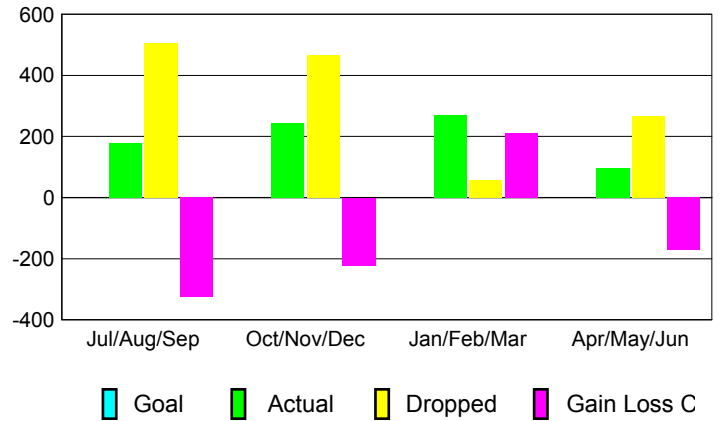


MEMBERSHIP

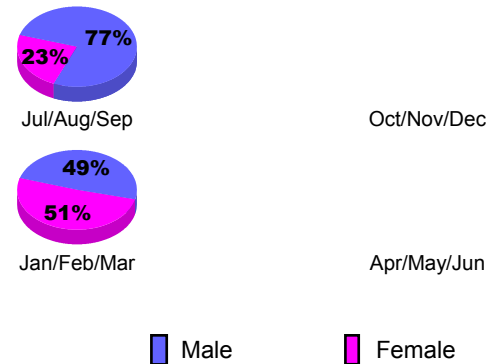
| Month | Net Memb Goal | Actual New Memb | Actual Dropped Memb | Gain/Loss of Memb |
|------------------|---------------|-----------------|---------------------|-------------------|
| 2012-2013 | | | | |
| Jul/Aug/Sep | | 179 | 504 | -325 |
| Oct/Nov/Dec | | 244 | 466 | -222 |
| Jan/Feb/Mar | | 269 | 58 | 211 |
| Apr/May/Jun | | 95 | 267 | -172 |
| Totals | | 787 | 1295 | -508 |

Membership Results 2012-2013

Goal, New, Dropped, Gain/Loss



Gender Comparison 2012-2013



Membership Gain/Loss 2012-2013

